



coming together

the UXLibs Team Challenge

This team challenge will require you to work:

cooperatively, quickly & decisively

The pace is deliberately rapid in keeping with the UX design maxim that one should:

‘fail fast, fail cheap’

It is worth adding that we have deliberately taken some liberties, particularly when it comes to knowing what students collectively think! Real life is more complicated than this challenge.

Each team has a pack which contains the following:

- a schedule
- an academic library case study, written from both a staff and a user perspective, detailing how staff have started to respond to a problem
- an envelope containing secret new information (don't open until 14:10)
- some post-its and pens for ideation

In addition to the pack, you will also receive a box of craft materials in your allocated room. There is also a communal craft area where we had registration with further materials should you need/want them.

After this presentation you must first decide which half of your group are going to be library staff and which half will be library users and hand out the **case study from the user perspective** and the **case study from the staff perspective** accordingly.

After reading the case, your team of staff and users need to **come together** to discuss a way forward (in character): a new solution/response to the problem detailed.

To make things even harder, at 14:10 you will need to open an envelope containing new information – **a curveball** – that might prompt you to change direction completely!

At 15:05 after a refreshment break you will need to give a **5-minute presentation to library senior management** about the problem and your solution and show a **scale model** of your solution made out of craft materials.

Each team will be competing with three other teams to win a fantastic* prize.

*May not be fantastic, but definitely quite good


coming together

the UXLibs Team Challenge




coming together

the UXLibs Team Challenge




Each team has been allocated a room to work and present in as follows:


Jubilee Lecture Theatre (here):



Room 115 (1st floor):



Room 118 (1st floor):



Once you get to your room and have chosen a space for your team to sit you should do the following things first:

1. **Open your team pack** and carefully examine the 4 copies of the schedule and **assign 2 people as timekeepers** to keep you on track.
2. **Quickly split your team into 2 groups:** 'staff' and 'users'
3. **Hand out and read the relevant cases...**
4. **Everything else** you need to know is on the schedule in the pack.

GOOD LUCK!